




Single Phase Hybrid Inverter SUN-12/14/16K-SG01LP1-EU



-  Colorful touch LCD, IP65 protection degree
-  AC couple to retrofit existing solar system
- 16** Max. 16 pcs parallel for on-grid and off-grid operation; Support multiple batteries parallel
- 290** Max. charging/discharging current of 290A
- 6** 6 time periods for battery charging/discharging
-  Support storing energy from diesel generator

Technical Data

Model	SUN-12K-SG01LP1-EU	SUN-14K-SG01LP1-EU	SUN-16K-SG01LP1-EU
Battery Input Data			
Battery Type	Lead-acid or Lithium-ion		
Battery Voltage Range (V)	40-60		
Max. Charging Current (A)	220	250	290
Max. Discharging Current (A)	220	250	290
Charging Strategy for Li-ion Battery	Self-adaption to BMS		
Number of Battery Input	2		
PV String Input Data			
Max. DC Input Power (W)	15600	18200	20800
Max. DC Input Voltage (V)	500		
Start-up Voltage (V)	125		
MPPT Voltage Range (V)	150-425		
Rated DC Input Voltage (V)	370		
Max. Operating PV Input Current (A)	26+26+26		
Max. Input Short-Circuit Current (A)	44+44+44		
No. of MPPT Trackers/ No. of String Per MPPT Tracker	3/2+2+2		
AC Input/Output Data			
Rated AC Input/Output Active Power (W)	12000	14000	16000
Max. AC Input/Output Apparent Power (VA)	13200	15400	17600
Rated AC Input/Output Current (A)	54.5/52.2	63.6/60.9	72.7/69.6
Max. AC Input/Output Current (A)	60/57.4	70/67	80/76.5
Max. Continuous AC Passthrough (grid to load) (A)	100		
Peak Power (off-grid) (W)	2 times of rated power, 10s		
Power Factor Adjustment Range	0.8 leading to 0.8 lagging		
Rated Input/Output Voltage/Range (V)	220/230 0.85Un-1.1Un		
Rated Input/Output Grid Frequency/Range(Hz)	50/45-55, 60/55-65		
Grid Connection Form	L+N+PE		
Total Current Harmonic Distortion THDi	<3% (of nominal power)		
DC Component of Grid	<0.5% In		
Efficiency			
Max. Efficiency	97.6%		
Euro Efficiency	96.5%		
MPPT Efficiency	>99%		
Equipment Protection			
Integrated	DC Polarity Reverse Connection Protection, AC Output Overcurrent Protection AC Output Overvoltage Protection, AC Output Short Circuit Protection, Thermal Protection DC Terminal Insulation Impedance Monitoring, DC Component Monitoring, Ground Fault Current Monitoring Power Network Monitoring, Island Protection Monitoring, Earth Fault Detection, DC Input Switch Overvoltage Load Drop Protection, Residual Current (RCD) Detection, Surge protection level		
Surge Protection Level	TYPE II(DC), TYPE II(AC)		
Interface			
Communication Interface	WIFI, RS485, CAN		
General Data			
Operating Temperature Range ()	-40 to +60°C, >45°C Derating		
Permissible Ambient Humidity	0-100%		
Permissible Altitude	2000m		
Noise	<50 dB(A)		
Ingress Protection(IP) Rating	IP 65		
Inverter Topology	Non-Isolated		
Over Voltage Category	OVC II(DC), OVC III(AC)		
Cabinet Size (WxHxD mm)	464×763×282 (Excluding Connectors and Brackets)		
Weight (kg)	52		
Type of Cooling	Intelligent Air Cooling		
Warranty	5 Years/10 Years the Warranty Period Depends the Final Installation Site of Inverter, More Info Please Refer to Warranty Policy		
Grid Regulation	IEC 61727, IEC 62116, AS 4777.2, NRS 097		
Safety / EMC Standard	IEC/EN 61000-6-1/2/3/4, IEC/EN 62109-1, IEC/EN 62109-2		