

OPTONICA SOLAR



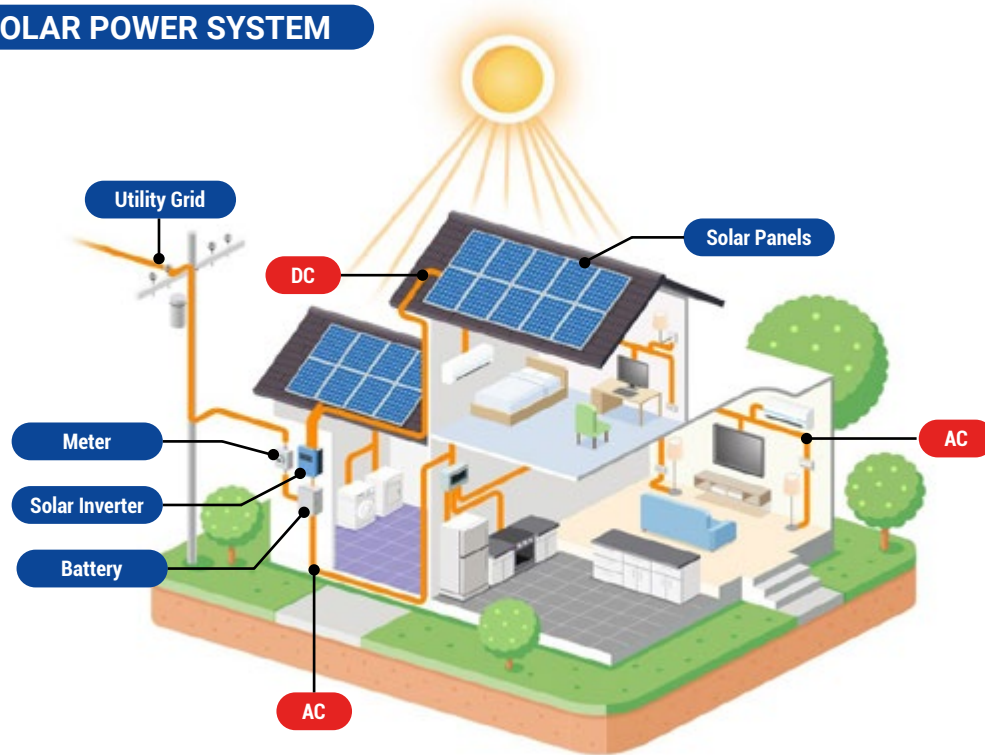
NEW ARRIVAL

2023



OPTONICA

SOLAR POWER SYSTEM



What components make up a solar panel system?

Solar panel installations are very straightforward systems. There are only four main components to any solar panel system, and no moving parts, making them very efficient to install and maintain. The four components of a solar panel system are:

Solar photovoltaic panels—to convert solar energy into electricity

Battery- to store DC electricity

Inverters—to convert DC electricity into AC electricity

Racking and mounting systems—to affix your solar panels to your roof (or to the ground, depending upon your installation type)

Performance monitoring systems—to track and monitor the output and health of your solar panels and inverters

OPTONICA

SOLAR POWER PRODUCTS



How does solar power work?

Solar power works by converting energy from the sun into power. There are two forms of energy generated from the sun for our use – electricity and heat.

Both are generated through the use of solar panels, which range in size from residential rooftops to 'solar farms' stretching over acres of rural land.

Is solar power a clean energy source?

Yes, solar power is a renewable and infinite energy source that creates no harmful greenhouse gas emissions – as long as the sun continues to shine, energy will be released.

The carbon footprint of solar panels is already quite small, as they last for 25 years plus with no loss in efficiency. And the materials used in the panels are increasingly recycled, so the carbon footprint will continue to shrink.

When was solar power discovered?

Solar energy was used by humans as early as the 7th century B.C., when humans used sunlight to light fires by reflecting the sun's rays onto shiny objects. Later, in 3rd century B.C., the Greeks and Romans harnessed solar power with mirrors to light torches for religious ceremonies.

In 1839 and at the age of just 19, French physicist Edmond Becquerel discovered the photovoltaic (PV) effect while experimenting with a cell made of metal electrodes in a conducting solution. He noted that the cell produced more electricity when it was exposed to light – it was a photovoltaic cell.

In 1954 PV technology was born when Daryl Chapin, Calvin Fuller and Gerald Pearson developed the silicon PV cell at Bell Labs in 1954 – the first solar cell capable of absorbing and converting enough of the sun's energy into power to run everyday electrical equipment.

Today satellites, spacecraft orbiting Earth, are powered by solar energy.

How exactly is electricity from solar energy produced?

Solar panels are usually made from silicon installed in a metal panel frame with a glass casing. When photons, or particles of light, hit the thin layer of silicon on the top of a solar panel, they knock electrons off the silicon atoms.

This PV charge creates an electric current (specifically, direct current or DC), which is captured by the wiring in solar panels. This DC electricity is then converted to alternating current (AC) by an inverter. AC is the type of electrical current used when you plug appliances into normal wall sockets.

NEW ARRIVAL

NEW ARRIVAL

**PORTABLE
POWER STATION**
PURE SINE WAVE AC OUTPUT

IDEAL FOR OUTDOOR & RECREATION



400W

Cell Capacity: 400W/320Wh
DC Input: 12V-24V/0-10A (120W Max)
AC Output: 230Vac 400W
DC Output: 12V/0-10A
Cigar Socket Output: 13.3V/10A
USB-A Output: 5V/2.4A
USB-C Output: 20V/3A max
LED Flashlight: 3W

SKU: 9418

600W

Cell Capacity: 600W/512Wh
DC Input: 12V-24V/0-10A (120W Max)
AC Output: 230Vac 600W
DC Output: 12V/0-10A
Cigar Socket Output: 13.3V/10A
USB-A Output: 5V/2.4A
USB-C Output: 20V/5A max
LED Flashlight: 3W

SKU: 9419

1000W

Cell Capacity: 1000W/1036.8Wh
DC Input: 12V-24V/0-10A (200W Max)
AC Output: 230Vac 1000W
DC Output: 12V/0-10A
Cigar Socket Output: 13.3V/10A
USB-A Output: 5V/2.4A
USB-C Output: 20V/5A max
LED Flashlight: 3W

SKU: 9420

2000W

Cell Capacity: 2000W/2096Wh
DC Input: 12V-65V/0-10A (650W Max)
AC Output: 230Vac 2000W
DC Output: 12V-65V/0-10A
Cigar Socket Output: 13V/10A
USB-A Output: 5V/2.4A
USB-C Output: 20V/5A max
LED Flashlight: 3W
Wireless Charge: (20W Max)

SKU: 9421

Bags for Portable Starion

For 400W - SKU: 9429
For 600W - SKU: 9428
For 1000W - SKU: 9422
For 2000W - SKU: 9423




**MONOCRYSTALLINE
PORTABLE SOLAR PANEL 120W**

Convert Efficiency: up to 21%
ETFE high Light Transmittance Film
Output: 1. MC4 18V/6.6A Max
2. USB-A QC 3.0 24W Max
3. Type-C: PD45W Max
Material: PET Monocrystalline solar panel
Intelligent charging chip
SKU: 9400




**MONOCRYSTALLINE
PORTABLE SOLAR PANEL 200W**

Convert Efficiency: up to 21%
ETFE high Light Transmittance Film
Output: 1. MC4 18V/11.1A Max
2. USB-A QC 3.0 24W Max
3. Type-C: PD45W Max
Material: PET Monocrystalline solar panel
Intelligent charging chip
SKU: 9401



**MONOCRYSTALLINE
PORTABLE SOLAR PANEL 400W**

Convert Efficiency: up to 21%
ETFE high Light Transmittance Film
Output: MC4 36V/6.6A Max
Material: PET Monocrystalline solar panel
Intelligent charging chip
SKU: 9402



NEW ARRIVAL

NEW ARRIVAL

OPTONICA PV SOLAR PANELS


OPTONICA PV SOLAR PANELS



MONOCRYSTALLINE SOLAR PV MODULE 410W

PV Model	FV410-A1	SKU:9404
Rated Maximum Power (Pmax)		410W
Power Sorting		0~+5W
Voltage at Pmax (Vmp)		31.40V
Current at Pmx (IMP)		13.06A
Open-Circuit Current (Voc)		37.30V
Short-Circuit Current (Isc)		13.93A
Pv Module Clasification		CLASS II
Maximum System Voltage		1500V
Maximum Series Fuse Rating		25A
Operating Temperature		-40~85° C
Dimensions (mm)		1722x1134x30mm
Pmax /Voc / Isc Tolerance		± 3%

Tested at STC:1000W/m ; AM1.5; Cell temperature 25C°



MONOCRYSTALLINE SOLAR PV MODULE 450W

PV Model	FV450-A1	SKU:9403
Rated Maximum Power (Pmax)		450W
Power Sorting		0~+5W
Voltage at Pmax (Vmp)		42.10V
Current at Pmx (IMP)		10.69A
Open-Circuit Current (Voc)		49.84V
Short-Circuit Current (Isc)		11.20A
Pv Module Clasification		CLASS II
Maximum System Voltage		1500V
Maximum Series Fuse Rating		15A
Operating Temperature		-40~85° C
Dimensions (mm)		2094x1038x35mm
Pmax /Voc / Isc Tolerance		± 3%

Tested at STC:1000W/m ; AM1.5; Cell temperature 25C°



Micro Inverter

1. Input: 2*MC4 / PV 2*210-400W
2. Output: 230Vac 600W
3. MPPT 25-55V 2*13A
4. Unit: 212*230*40mm 3.15kg
5. IP67

SKU: 9431

SKU: 9424



SKU: 9425



SKU: 9426



SKU: 9427



NEW ARRIVAL

NEW ARRIVAL

PV SOLAR PANELS



MONOCRYSTALLINE SOLAR PV MODULE **410W**

PV Model	FV410-A1	SKU:9406
Rated Maximum Power (Pmax)		410W
Power Sorting		0~+5W
Voltage at Pmax (Vmp)		34.89V
Current at Pmx (IMP)		11.76A
Open-Circuit Current (Voc)		41.90V
Short-Circuit Current (Isc)		12.47A
Pv Module Clasification		CLASS II
Maximum System Voltage		1500V
Maximum Series Fuse Rating		20A
Operating Temperature		-40~85° C
Dimensions (mm)		1754x1096x30mm
Pmax /Voc / Isc Tolerance		± 3%

Tested at STC:1000W/m ; AM1.5; Cell temperature 25C°



PV SOLAR PANELS



MONOCRYSTALLINE SOLAR PV MODULE **450W**

PV Model	FV450-A1	SKU:9407
Rated Maximum Power (Pmax)		450W
Power Sorting		0~+5W
Voltage at Pmax (Vmp)		41.30V
Current at Pmx (IMP)		10.90A
Open-Circuit Current (Voc)		49.70V
Short-Circuit Current (Isc)		11.50A
Pv Module Clasification		CLASS II
Maximum System Voltage		1500V
Maximum Series Fuse Rating		20A
Operating Temperature		-40~85° C
Dimensions (mm)		2108x1048x35mm
Pmax /Voc / Isc Tolerance		± 3%

Tested at STC:1000W/m ; AM1.5; Cell temperature 25C°



SKU: 9451,9453



4 mm² ; 6 mm²

SKU: 9452,9454



4 mm² ; 6 mm²

SKU: 9457



SKU: 9458



SKU: 9455 ; 9456



SKU: 9434



PV POWER OPTIMIZER



SKU: 9464

NEW ARRIVAL

NEW ARRIVAL

PV SOLAR PANELS




MONOCRYSTALLINE SOLAR PV MODULE **445W**

PV Model	FV445-A1	SKU:9408
Rated Maximum Power (Pmax)		445W
Power Sorting		0~+5W
Voltage at Pmax (Vmp)		45.09V
Current at Pmx (IMP)		12.57A
Open-Circuit Current (Voc)		37.54V
Short-Circuit Current (Isc)		11.86A
Pv Module Clasification		CLASS I
Maximum System Voltage		1500V
Maximum Series Fuse Rating		20A
Operating Temperature		-40~85° C
Dimensions (mm)		1894x1096x30mm
Pmax /Voc / Isc Tolerance		± 3%

Tested at STC:1000W/m ; AM1.5; Cell temperature 25C°



PV SOLAR PANELS



MONOCRYSTALLINE SOLAR PV MODULE **550W**

PV Model	FV550-A1	SKU:9405
Rated Maximum Power (Pmax)		550W
Power Sorting		0~+5W
Voltage at Pmax (Vmp)		42.20V
Current at Pmx (IMP)		13.04A
Open-Circuit Current (Voc)		49.80V
Short-Circuit Current (Isc)		13.94A
Pv Module Clasification		CLASS II
Maximum System Voltage		1500V
Maximum Series Fuse Rating		25A
Operating Temperature		-40~85° C
Dimensions (mm)		2279x1134x35mm
Pmax /Voc / Isc Tolerance		± 3%

Tested at STC:1000W/m ; AM1.5; Cell temperature 25C°



PV SOLAR PANELS





**MONO HALF-CUT MODULE
BLACK FRAME** **405W**

UL-405-108HV **MBB 182mm Cell**

PV Model	SKU:9411
Rated Maximum Power (Pmax)	405W
Power Sorting	0~+5W
Voltage at Pmax (Vmp)	31.3V
Current at Pmx (IMP)	12.94A
Open-Circuit Current (Voc)	37.3V
Short-Circuit Current (Isc)	13.69A
Module Efficiency STC	20.74
Maximum System Voltage	1500V
Maximum Series Fuse Rating	25A
Operating Temperature	-40~85° C
Dimensions (mm)	2279/1134/35mm
Pmax /Voc / Isc Tolerance	± 3%

Tested at STC:1000W/m ; AM1.5; Cell temperature 25C°

 **Lower LCOE**
Lower shading and resistive loss
Lower temperature coefficient

 **PID FREE**
Anti-PID(potential induced degradation)
Passed anti-PID test under 85% damp heat, 85% relative humidity for 96 hours



PV SOLAR PANELS




**MONO HALF-CUT MODULE
SILVER FRAME** **455W**

UL-455M-144HV **MBB 166mm Cell**

PV Model	SKU:9410
Rated Maximum Power (Pmax)	455W
Power Sorting	0~+5W
Voltage at Pmax (Vmp)	41.1V
Current at Pmx (IMP)	11.07A
Open-Circuit Current (Voc)	49.9V
Short-Circuit Current (Isc)	11.64A
Module Efficiency STC	20.93
Maximum System Voltage	1500V
Maximum Series Fuse Rating	20A
Operating Temperature	-40~85° C
Dimensions (mm)	2094x1038x35mm
Pmax /Voc / Isc Tolerance	± 3%

Tested at STC:1000W/m ; AM1.5; Cell temperature 25C°

 **Lower LCOE**
Lower shading and resistive loss
Lower temperature coefficient

 **PID FREE**
Anti-PID(potential induced degradation)
Passed anti-PID test under 85% damp heat, 85% relative humidity for 96 hours



PV SOLAR PANELS



BIFACIAL MONO PERC MODULE

550W

UL-550M-144HV

MBB 182mm Cell

PV Model	SKU:9412
Rated Maximum Power (Pmax)	550W
Power Sorting	0~+5W
Voltage at Pmax (Vmp)	41.9V
Current at Pmx (IMP)	13.13A
Open-Circuit Current (Voc)	50V
Short-Circuit Current (Isc)	13.75A
Module Efficiency STC	21.28
Maximum System Voltage	1500V
Maximum Series Fuse Rating	30A
Operating Temperature	-40~85° C
Dimensions (mm)	2279/1134/35mm
Pmax /Voc / Isc Tolerance	± 3%

Tested at STC:1000W/m ; AM1.5; Cell temperature 25C°



Lower LCOE
Lower shading and resistive loss
Lower temperature coefficient



Anti-PID (potential induced degradation)
Passed anti-PID test under 85% damp heat, 85% relative humidity for 96 hours



PV SOLAR PANELS



DOUBLE-GLASS BIFACIAL MODULE

N-TYPE 570 TOPCON

UL-570M-144DG

MBB 182mm Cell

PV Model	SKU:9413
Rated Maximum Power (Pmax)	570W
Power Sorting	0~+5W
Voltage at Pmax (Vmp)	42.2/
Current at Pmx (IMP)	13.51
Open-Circuit Current (Voc)	50.7
Short-Circuit Current (Isc)	14.23
Module Efficiency STC	22.07%
Maximum System Voltage	1500V
Maximum Series Fuse Rating	30A
Operating Temperature	-40~85° C
Dimensions (mm)	2278/1134/35mm
Pmax /Voc / Isc Tolerance	± 3%

Tested at STC:1000W/m ; AM1.5; Cell temperature 25C°



Lower LCOE
Lower shading and resistive loss
Lower temperature coefficient




Anti-PID (potential induced degradation)
Passed anti-PID test under 85% damp heat, 85% relative humidity for 96 hours



**Double Headed Electric Photovoltaic Brush
5.5M Glass Fiber Handle AC220 or 110V AC**

Applicable Voltage	110-240V	Material	Alu/Carbon fiber
Utilization Voltage	24V	Wall thickness	1-1.2mm
Power	52.8W*2	Diameter	43mm
Speed	128rpm	Length	5.5m
Torsion	1.2 N.m	Brush Size	280mm

SKU: 9656



Accessories

- Battery*1
- Adapter*1
- Water pipe and accessories*1
- Backpack*1
- Push button switch spring wire*1
- Telescopic rod*1
- Brush head assembly*1 set
(including 1 pcs brush discs)

Solar Panel Cleaning Robot - Watering



**SINGLE SOLAR PANEL CLEANING ROBOT
2384mm 150W 24V10Ah**

SKU: 9658

PV Module Range	2384mm Single PV Panel
Traveling Speed	15-20 m/min
Generator Power	150W
Water Used Per Hour	330L/H
Solar Panel(W)	27W
Battery Capacity(Ah)	24V/10Ah
Cleaning Mode	Dry/Watering Cleaning
Other Functions	Speed Adjust/Direction Adjust

**DOUBLE SOLAR PANEL CLEANING ROBOT
2384mm 200W 24V20Ah**

SKU: 9659

PV Module Range	2384mm Double PV Panel
Traveling Speed	15-20 m/min
Generator Power	200W
Water Used Per Hour	330L/H
Solar Panel(W)	27W
Battery Capacity(Ah)	24V/10Ah
Cleaning Mode	Dry/Watering Cleaning
Other Functions	Speed Adjust/Direction Adjust

NEW ARRIVAL

NEW ARRIVAL

RECHARGEABLE LITHIUM BATTERY SYSTEM



BATTERY LiFePo4

	10.94kWh	10.24kWh	5.12kWh
Model	SKU:9471	SKU:9472	SKU:9473
Nominal Capacity	228Ah	200Ah	100Ah
Nominal Energy	10.94kWh	10.24kWh	5.12kWh
Nominal Voltage	48Vdc	51.2Vdc	51.2Vdc
Discharge Current	150A	150A	100A
Cell	BYD	EVE	EVE
Ingress Protection	IP65	IP65	IP65
Weight	90kg	90kg	42.2kg

MULTI-FUNCTION ELECTRICAL ENERGY METERS



Single-phase Multi-Function electrical energy meter

230V/100A/RS485/MID Certification
SKU: 9461



Three-phase Multi-Function electrical energy meter

3x230V/100A/RS485/MID certification
SKU: 9462

CT Three-phase Multi-Function electrical energy meter

3x230V/1A or 5A/RS485/MID certification
SKU: 9463

NEW ARRIVAL

NEW ARRIVAL



ONE-PHASE HYBRID INVERTERS

5kW

6kW



Model	SKU: 9437	SKU:9438
Battery Input Data		
Battery Type	Lead-acid or Li-Ion	
Battery Voltage Range (V)	40~60	
Max. Charging Current (A)	120	135
Max. Discharging Current (A)	120	135
External Temperature Sensor	Yes	
Charging Curve	3 Stages / Equalization	
Charging Strategy for Li-Ion Battery	Self-adaption to BMS	
PV String Input Data		
Max. DC Input Power (W)	6500	7800
Rated PV Input Voltage (V)	370 (125~500)	
Start-up Voltage (V)	125	
MPPT Voltage Range (V)	150-425	
Full Load DC Voltage Range (V)	300-425	
PV Input Current (A)	13+13	
Max. PV I _{sc} (A)	17+17	
No.of MPP Trackers	2	
No.of Strings per MPP Tracker	1	
AC Output Data		
Rated AC Output and UPS Power (W)	5000	6000
Max. AC Output Power (W)	5500	6600
AC Output Rated Current (A)	22.7/217	27.3/261
Max. AC Current (A)	25/239	30/287
Max. Continuous AC Passthrough (A)	40	
Peak Power (off grid)	2 time of rated power, 10S	
Power Factor	0.8 leading to 0.8 lagging	
Output Frequency and Voltage 50/60Hz; L/N/PE 220/230Vac (single phase)		
Grid Type	Single Phase	
Total Harmonic Distortion (THD)	<3% (of nominal power)	
DC current injection	<0.5% I _n	



THREE-PHASE HYBRID INVERTERS

8kW

10kW



Model	SKU: 9436	SKU:9435
Battery Input Data		
Battery Type	Lead-acid or Li-Ion	
Battery Voltage Range (V)	40~60	
Max. Charging Current (A)	190	210
Max. Discharging Current (A)	190	210
External Temperature Sensor	Yes	
Charging Curve	3 Stages / Equalization	
Charging Strategy for Li-Ion Battery	Self-adaption to BMS	
PV String Input Data		
Max. DC Input Power (W)	10400	13000
Rated PV Input Voltage (V)	550 (160~800)	
Start-up Voltage (V)	160	
MPPT Voltage Range (V)	200-650	
Full Load DC Voltage Range (V)	350-650	
PV Input Current (A)	13+13	26+13
Max. PV I _{sc} (A)	17+17	34+17
No.of MPP Trackers	2	
No.of Strings per MPP Tracker	1	2+1
AC Output Data		
Rated AC Output and UPS Power (W)	8000	10000
Max. AC Output Power (W)	8800	11000
AC Output Rated Current (A)	12.1/111.6	15.2/14.5
Max. AC Current (A)	18.2/17.4	22.7/21.7
Max. Continuous AC Passthrough (A)	45	
Peak Power (off grid)	2 time of rated power, 10 S	
Power Factor	0.8 leading to 0.8 lagging	
Output Frequency and Voltage 50/60Hz; 3L/N/PE 220/380, 230/400Vac		
Grid Type	Three Phase	
Total Harmonic Distortion (THD)	<3% (of nominal power)	
DC current injection	<0.5% I _n	

NEW ARRIVAL

NEW ARRIVAL



Three Phase On-Grid Solar Inverter



MODEL	SKU:9481	SKU:9482	SKU:9483	SKU:9484	SKU:9485
Input(DC)	Max 12.8KW	Max 16KW	Max 48KW	Max 80KW	Max 150kW
Max. DC Voltage	1100V	1100V	1100V	1100V	1100V
Nominal Voltage	600V	600V	600V	600V	620V
Start Voltage	160V	160V	250V	250V	250V
MPPT Voltage Range	180V-1000V	180V-1000V	200V-1000V	200V-1000V	180V-1000V
Number of MPPT Tracker	2	2	3	4	9
Strings Per MPPT Tracker	1	1	2	3/2/3/2	2
Max. Input Current Per MPPT	14A/14A	14A/14A	26A	39A/26A/39A/26A	26A
Max. Short-circuit Current Per MPPT	18A/18A	18A/18A	32A	48A/32A/48A/32A	40A
Output(AC)					
Nominal AC Output Power	8kW	10kW	30kW	50kW	100kW
Maximum AC Output Power	8.8kVA	11kVA	33kVA	55kVA	110kVa
Nominal AC Voltage	400Vac 3L/N/PE	400Vac 3L/N/PE	400Vac 3L/N/PE	230Vac/400Vac	400Vac 3L/N/PE
AC Grid Frequency Range	50/60Hz	50/60Hz	50/60Hz	50/60Hz	50/60Hz
Maximum Output Current	12.8A	15.9A	48.3A	79.7A	158.8A
Power Factor(Φ)	0.8leading-0.8lagging	0.8leading-0.8lagging	0.8leading-0.8lagging	0.8leading-0.8lagging	0.8leading-0.8lagging
THDi	<3%	<3%	<3%	<3%	<3%
Efficiency					
Max. Efficiency	98.7%	98.7%	98.6%	98.7%	98.7%
General Specifications					
Dimensions W x H x D	481x395x195mm	481x395x195mm	600x430x230mm	650x450x260mm	1050x660x330mm
Operating Temperature Range	-30°C~+60°C	-25°C~+60°C	-25°C~+60°C	-25°C~+60°C	-25°C~+60°C
Cooling Type	Natural cooling	Natural cooling	Smart Cooling	Smart Cooling	Smart Cooling
IP Class	IP66	IP66	IP66	IP66	IP66



Three Phase On-Grid Solar Inverter



MODEL	SKU:9491	SKU:9492	SKU:9493	SKU:9494
Input(DC)	10KW	30KW	40KW	120KW
Max. DC Voltage	1100V	1100V	1100V	1100V
Nominal Voltage	620V	600V	600V	620V
Start Voltage	180V	180V	180V	250V
MPPT Voltage Range	140V-1000V	200V-1000V	200V-1000V	200V-1000V
Number of MPPT Tracker	2	3	2	10
Strings Per MPPT Tracker	1	2	1	2
Max. Input Current Per MPPT	15A	30A	30A	30A
Max. Short-circuit Current Per MPPT	20A	50A	50A	50A
Output(AC)				
Nominal AC Output Power	10000W	30000W	40000W	120kW
Maximum AC Output Power	11000Va	33000Va	44000Va	121kVa
Nominal AC Voltage	400V 3L+N	400V 3L+N	400V 3L+N	480V 3W+PE
AC Grid Frequency Range	50/60Hz	50/60Hz	50/60Hz	50/60Hz
Maximum Output Current	16.0A	47.7A	63.6A	174.6A
Power Factor(Φ)	0.8leading-0.8lagging	0.8leading-0.8lagging	0.8leading-0.8lagging	0.8leading-0.8lagging
THDi	<3%	<3%	<3%	<3%
Efficiency				
Max. Efficiency	98.6%	98.7%	98.7%	98.7%
General Specifications				
Dimensions W x H x D	380x483x161mm	380x483x227mm	380x483x227mm	1055x700x336mm
Operating Temperature Range	-25°C~+60°C	-25°C~+60°C	-25°C~+60°C	-25°C~+60°C
Cooling Type	Natural cooling	Fan cooling	Fan cooling	Fan cooling
IP Class	IP66	IP66	IP66	IP66

NEW ARRIVAL

NEW ARRIVAL



RECHARGEABLE LITHIUM BATTERY SYSTEM



BATTERY LiFePo4 6.14kWh

Model	SKU:9439
Nominal Capacity	120Ah
Nominal Energy	6.14kWh
Nominal Voltage	51.2Vdc
Operating Voltage Range	43.2~57.6Vdc
Nominal Charge/Discharge Current	60A
Ingress Protection	IP65
Operating Temperature(Charge)	0~+55 C°
Operating Temperature(Discharge)	-20~+55 C°
Storage Temperature	-20~+35 C°
DimensionS	475x720x145mm
Weight Approximate	58 Kg

SKU: 9603 END CLAMP



SKU: 9604 MIDDLE CLAMP



SKU: 9609 L Foot Group



SKU: 9606 T-Fixture Bolt



SKU: 9607 Self-Tapping Screw



SKU: 9608 Self-Tapping Screw for Wood



SKU: 9605 Tile Hook



SKU: 9611 Hanger Bolt with L Foot




SKU: 9615 Grounding Plate



SKU: 9601-2.2m Rail



SKU: 9602-1.2m Rail



SKU: 9610-Rail Joiner 200mm



SKU: 9616 Tilt Mount-Adjustable



SKU: 9613-9614 Rear Leg



SKU: 9612 Front Leg





WWW.OPTONICALED.COM