




OPTONICA

SINGLE-PHASE HYBRID INVERTERS



-  Colorful touch LCD, IP65 protection degree
-  DC couple and AC couple to retrofit existing solar system
- 16** Max. 16 pcs parallel for on-grid and off-grid operation; Support multiple batteries parallel
- 135** Max. charging/discharging current of 135A
- 6** 6 time periods for battery charging/discharging
-  Support storing energy from diesel generator

Technical Data

Model	SKU: 9440
Battery Input Data	
Battery Type	Lead-acid or Li-Ion
Battery Voltage Range (V)	40~60
Max. Charging Current (A)	135
Max. Discharging Current (A)	135
External Temperature Sensor	Yes
Charging Curve	3 Stages / Equalization
Charging Strategy for Li-Ion Battery	Self-adaption to BMS
PV String Input Data	
Max. DC Input Power (W)	7800
Rated PV Input Voltage (V)	370 (125~500)
Start-up Voltage (V)	125
MPPT Voltage Range (V)	150-425
Full Load DC Voltage Range (V)	300-425
PV Input Current (A)	13+13
Max. PV I _{SC} (A)	17+17
No. of MPP Trackers	2
No. of Strings per MPP Tracker	1
AC Output Data	
Rated AC Output and UPS Power (W)	6000
Max. AC Output Power (W)	6600
AC Output Rated Current (A)	27.3/26.1
Max. AC Current (A)	30/28.7
Max. Continuous AC Passthrough (A)	40
Peak Power (off grid)	2 time of rated power, 10 S
Power Factor	0.8 leading to 0.8 lagging
Output Frequency and Voltage	50/60Hz; L/N/PE 220/230Vac (single phase)
Grid Type	Single Phase
Total Harmonic Distortion (THD)	<3% (of nominal power)
DC current injection	<0.5% I _n
Efficiency	
Max. Efficiency	97.60%
Euro Efficiency	96.50%
MPPT Efficiency	99.90%
Protection	
Integrated	PV Input Lightning Protection, Anti-islanding Protection, PV String Input Reverse Polarity Protection, Insulation Resistor Detection, Residual Current Monitoring Unit, Output Over Current Protection, Output Shorted Protection, Surge protection
Output Over Voltage Protection	DC Type II/AC Type III
Certifications and Standards	
Grid Regulation	VDE4105, IEC61727/62116, VDE0126, AS4777.2, CEI 0 21, EN50549-1, G98, G99, C10-11, UNE217002, NBR16149/NBR16150
Safety EMC / Standard	IEC/EN 61000-6-1/2/3/4, IEC/EN 62109-1, IEC/EN 62109-2
General Data	
Operating Temperature Range (°C)	-40~60°C, >45°C derating
Cooling	Natural cooling
Noise (dB)	<30 dB
Communication with BMS	RS485; CAN
Weight (kg)	20.5
Size (mm)	330W x 580H x 232D
Protection Degree	IP65
Installation Style	Wall-mounted
Warranty	10 years